

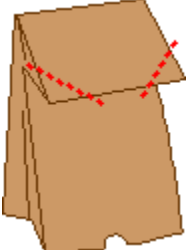



	<h1>Reindeer Puppet Craft</h1>	
Supplies needed:	<ul style="list-style-type: none">• Paper bags• Deep red (or another color) construction paper• Glue• Scissors• Markers or crayons• Optional - googly eyes	
	<p>Trace two hands on construction paper. Cut them out. These will be the reindeer's antlers.</p>	
	<p>Fold the two square edges of a paper bag under (at the dotted lines), to form the reindeer's head.</p>	
	<p>You now have the shape of the reindeer's head for the puppet.</p>	

	<p>Glue, tape, or staple the handprints behind the reindeer's head.</p>
	<p>Cut out eyes from construction paper (or glue on googly eyes). Using red paper, cut out and glue on a large red nose. Glue them to the reindeer's face. Draw a mouth with a marker or crayons.</p>